

En Passant



Chess Club

Mini-Lesson

Level: Novice


Explanation of the En Passant rule

1) When a pawn moves two squares on its first move and passes over a square controlled by the opponent's pawn, the opponent has the option to declare en passant and capturing the piece.

If exercised, the opponent would move their pawn diagonally to the square behind the opposing pawn and removing the opposing pawn from the board.


2) Here is an example of how en passant works

2a) White has advanced a pawn to the square at d5.




Note how this pawn is attacking the empty squares at c6 and e6

2b) Black moves the pawn at c7 **two** squares to c5 and **passes over** a square under attack from the white pawn.



White must decide now whether to perform an **en passant**. If it is not performed on the next move, the en passant option is forfeited.

2c) In our example, White chooses to execute en passant.



White moves the pawn **diagonally behind the opposing pawn** and removes the black pawn

3) *Points to remember!*

- ♦ The passing pawn must have moved **2** squares in one move
- ♦ The capturing pawn must be in the same **rank** (or row) and on an adjacent **file** (or column) (see 2b)
- ♦ En passant is always optional
- ♦ If en passant is used, it must be executed on the very next move. Otherwise it is forfeited.
- ♦ Even some experience players get en passant confused. When in doubt in a serious game, ask a judge or coach.