

Fried Liver attack!

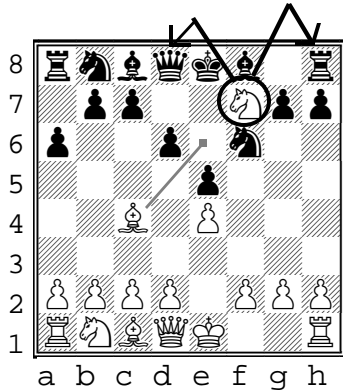


A PieceTakers Mini-lesson Level: Novice

The Fried Liver Attack is one of the great traps in scholastic chess.

Objective of the Fried Liver Attack:


The goal is to use the knight to fork the opponent's queen and rook while protecting it with a bishop.



1) Opening for the attack:

Begin with a simple King's pawn opening:


1. e2-e4 e7-e5
2. Ng1-f3 Nb7-c6



2) Deploying the bishop

Next, bring out the bishop for your first stage of the double attack on the pawn at f7.

3. Bf1-c4 ...




3a) If black moves his knight with

3. Ng8-f6

blocking the queen's attack on g5, then you can confidently make the move


4. Nf3-g5



3b) Otherwise, you will need to protect g5 by opening the diagonal from the c1 bishop.

Watch black's moves carefully for traps of his own. But he allows it, the "Fried Liver" attack can continue with:

3. xxx
4. e2-e3 xxx
5. Nf3-g6



4) Now you are positioned for the famed "Fried Liver" fork with

Ng5xf7!

The best black can hope for is to save the queen — and lose a rook!

